District 356 A

As of May 2026 Cumulative

Year	New Clubs	Dropped Clubs	Gain/ Loss Clubs	New Members	Charter Members	Reinstate Members	Transfer Members	Total Member Added	Total Members Dropped	Gain/ Loss Members
2021-2022	2	2	0	738	104	13	9	864	809	55
2022-2023	0	0	0	596	3	25	18	642	810	-168
2023-2024	2	3	-1	708	78	19	14	819	789	30
2024-2025	0	0	0	580	0	89	25	694	1,049	-355
2025-2026	0	1	-1	569	0	44	20	633	420	213
Average	**1**	**1**	**0**	**638**	**37**	**38**	**17**	**730**	**775**	**-45**

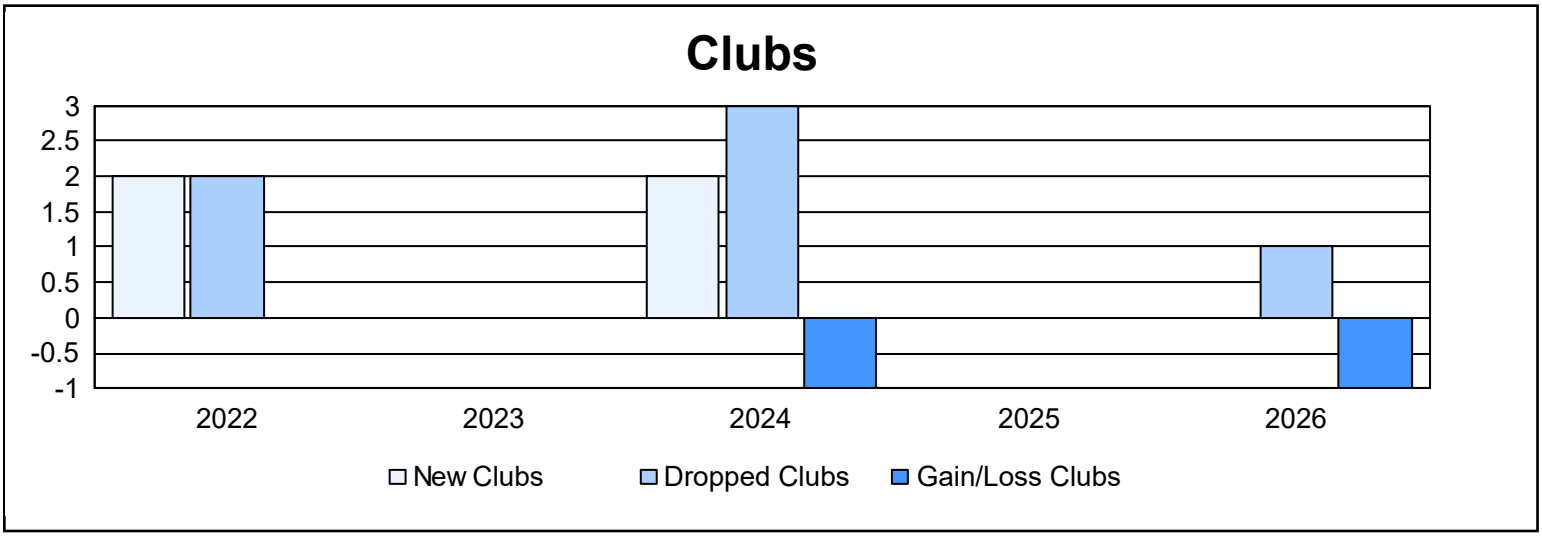

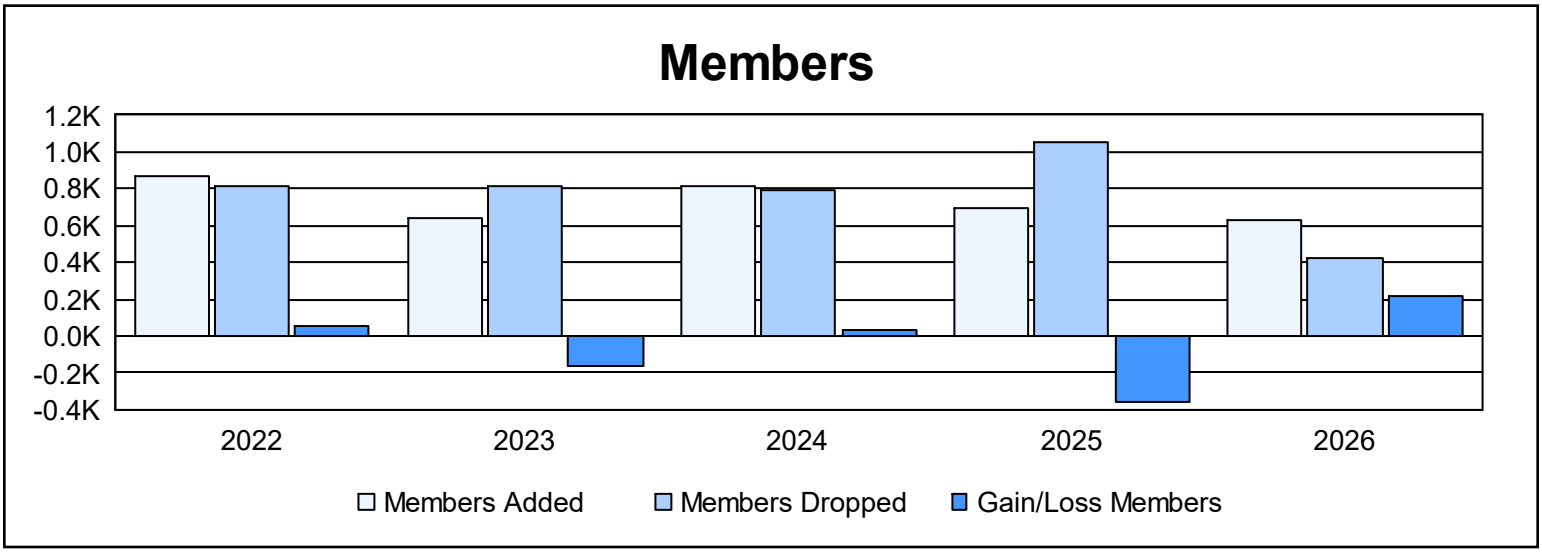

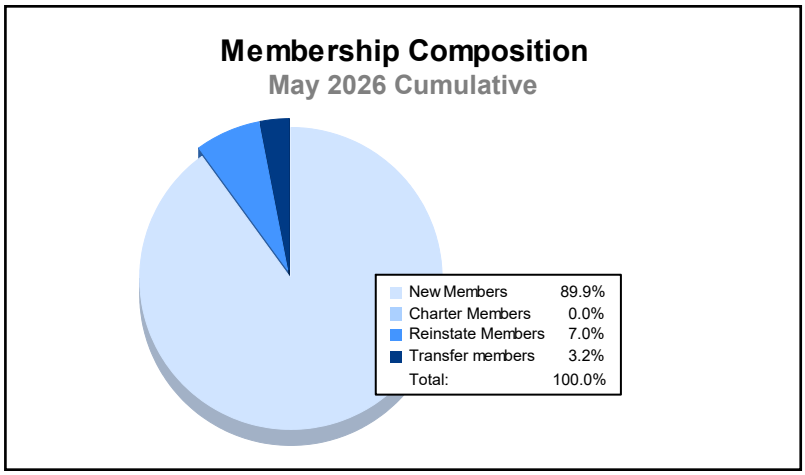
Membership Composition
May 2026 Cumulative
New Members 89.9%
Charter Members 0.0%
Reinstate Members 7.0%
Transfer members 3.2%
Total: 100.0%

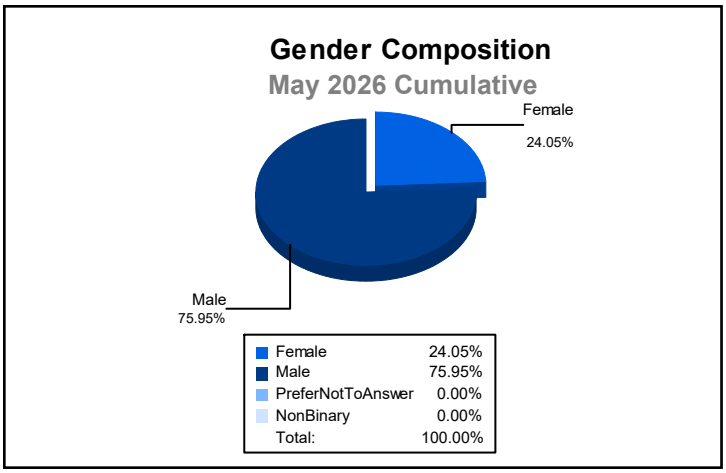
Gender Composition
May 2026 Cumulative
Female
24.05%
Male
75.95%
Female 24.05%
Male 75.95%
PreferNotToAnswer 0.00%
NonBinary 0.00%
Total: 100.00%